



Blumat[®]
Watering Systems



Aquaculture Project, Mexico, 1967



Humboldt/Mendocino/Sonoma, 1971-1987



No-Till Mini-Farm, Mendocino, 1982



Unloading, 2016



Boulder, CO, 2019



Designing Systems, 2019

CONTENTS

About: What is Blumat/How do they work?	1
About: Water Supply Options	2
Planning Information	3
Home Garden Part 1	4
Home Garden Part 2	5
Commercial Systems – Mixed Light Facilities	6
Commercial Systems	7
Living Soil	8
Other System Types	9
Hemp	10
Propagation	11
Grower Supplies Part 1	12
Grower Supplies Part 2	13
House Plants	14
Design Diagrams	15
Quote Request Form	16

ABOUT SUSTAINABLE VILLAGE

Sustainable Village has a long and varied history steeped in the small-is-beautiful, sustainability, and appropriate technology worlds. In the 1960's we started working in developing countries, continued working with Emerald-Triangle farmers in the 70's and 80's, and helped launch the solar and renewable energy markets in the 80's and 90's. In 2001, after decades of international poverty-alleviation work, we started focusing on irrigation design and supply. We design custom watering systems for everything from single plants to multi-acre farms. We promote mainly through word-of-mouth referrals, preferring under-promising and over-supplying to glossy ad campaigns. Our strong and happy customer base helps spread the word (thanks!).



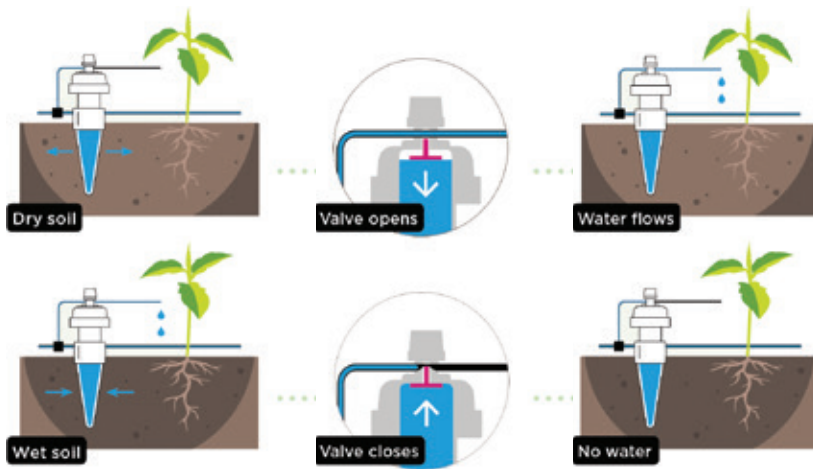
E-MAIL: info@sustainablevillage.com

TALK TO A PERSON! 303.998.1323

TEXT: 720.628.0373

INSTAGRAM: @blumatwateringsystems @sustainablevillage

About Blumat Watering Systems



USE BLUMAT SYSTEMS TO:

- Automatically maintain the best moisture levels.
- Help create ideal plant growing conditions.
- In salt-based systems typically save at least 50% of nutrient costs.
- Produce higher yields and quality.
- Save huge amounts of time and work, sometimes even marriages!
- Blumats are not expensive, they are an investment that quickly pays for itself and gives an amazing return.

HOW IT WORKS:

Fill the Tropf-Blumat with water (not used for watering but to create a tensiometer connected to a valve). When the soil gets dry, the Blumat releases water onto the soil. The pressure goes down inside the cone as a result and a valve opens. Once the soil is moist enough, the water is drawn back slowly into the Tropf-Blumat through the clay cone and the valve closes. A simple principle of physics but highly effective and reliable for many years.

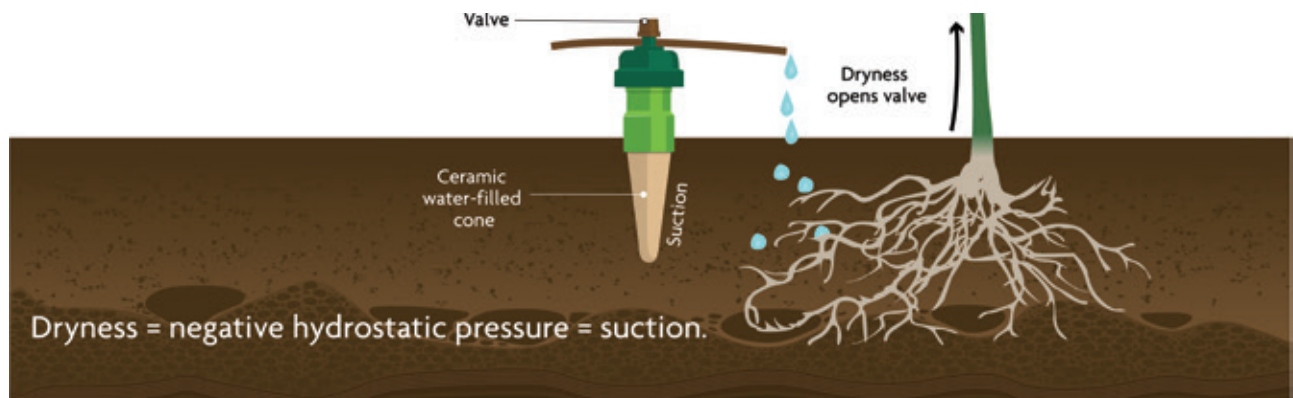


THE DIFFERENCE

The heart of the Blumat products is the clay cone. It is in direct contact with the soil and roots and measures the moisture exactly where it is important. Each clay cone is a stand-alone sensor that regulates the release of water independently. As a result, every individual plant regulates watering itself, totally individually and as required. You save time and money and enjoy healthy, beautiful plants.

SMART WITH NO POWER

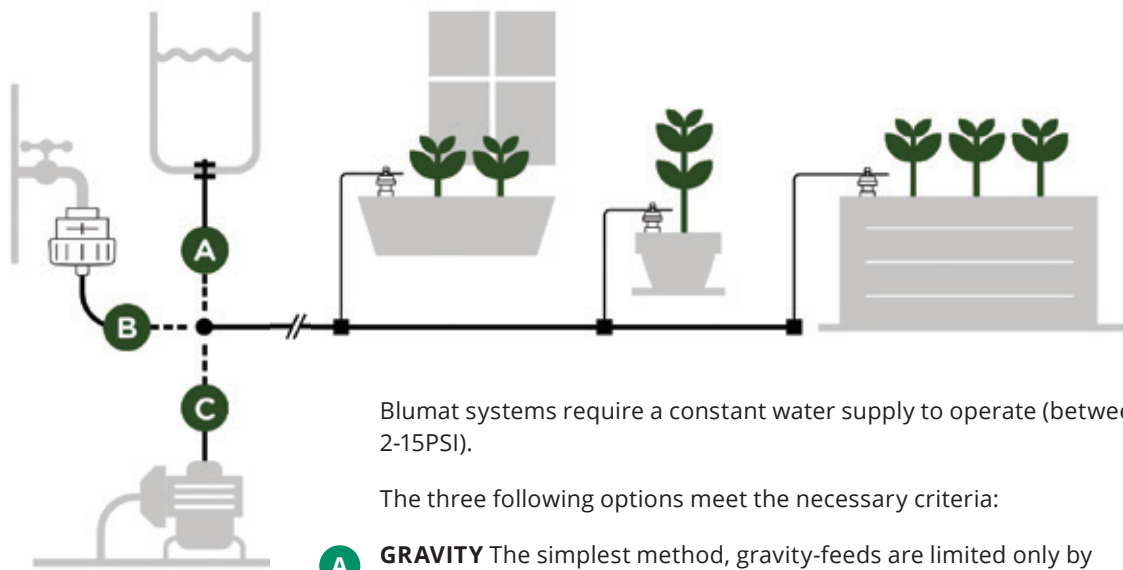
Blumats can work without any power, pressurized water, electricity, timers, or computer. You don't need a water or power mains connection, battery, or computer programming; the clay cone thinks for you.



"When you like a flower, you just pluck it. But when you love a flower, you water it daily."

-Buddha (563–483 BCE)

Water Supply Options

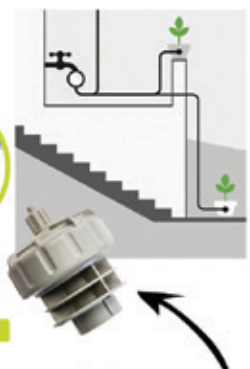
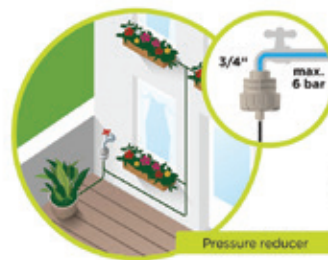


Blumat systems require a constant water supply to operate (between 2-15PSI).

The three following options meet the necessary criteria:

- A GRAVITY** The simplest method, gravity-feeds are limited only by elevation. Water level needs to stay 1 foot higher than the soil surface for every 10 feet of horizontal travel. Ideal for small and/or off-grid gardens.
- B PRESSURE** Directly integrate a Blumat system to a hose bib (or otherwise pressurized water line) using our pressure reducer. Ideal for gardens requiring water only.
- C PUMP** Use our pre-designed pump kits for higher volume/pressure applications, or when gravity/pressure feeds are not possible. Our pump kits can integrate with RO and/or other filtering systems, fertigation systems, automatic nutrient dosing, or just about any other accessory. Capable of servicing the largest scale commercial cultivators, we can design these systems for any quantity of plants.

For use as a Gravity (Barrel) System



Or For a Hose Bib (Garden Hose) System

"Absolutely in love with Blumat watering systems... I went from watering every morning for an hour to just walking in to make sure everyone is happy... it's the biggest relief and saves me so much time! I don't know why I didn't get these earlier!!!"

-King Jay Gardens, 6/13/2019

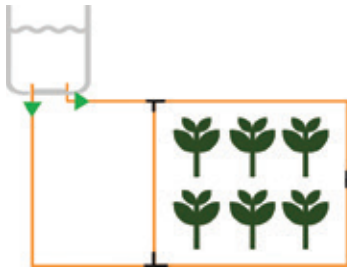
Planning Information

With a wide range of components and all the hard-to-find fittings to put them together, we have the systems and products to best support each grower's individual priorities and growing style.

CONFIGURING GRAVITY vs. PRESSURE/PUMP

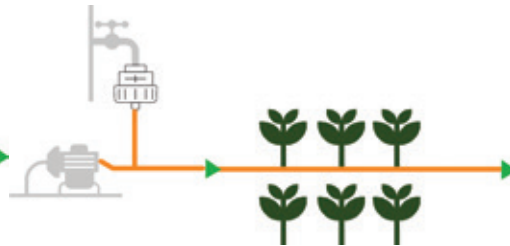
GRAVITY

Utilize two points of input and a loop in a gravity feed to best equalize pressure in your water line.



PRESSURE

A pump OR pressurized water line has adequate and consistent pressure, so equalizing pressure is generally not a priority.

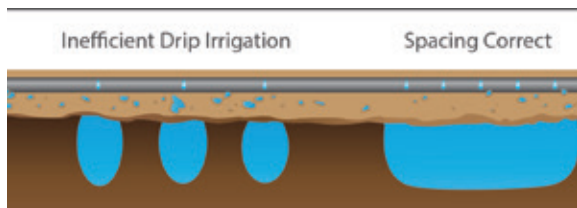


BLUMATS vs. HAND-WATERING

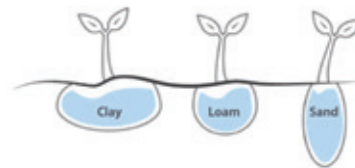
- More exact and effective
- Keeps momentum going
- Doesn't disturb plants
- Prevents the spread of pathogens
- Allows for more efficient use of space
- Saves water and time
- Saves labor!

BLUMAT vs. TIMERS/DRIP IRRIGATION

- Individually monitors each plant
- Automatically changes with humidity, temperature, plant spurts, and growth stages
- Less expense, less maintenance
- Longer life



How far apart to space your Blumats and distribution drippers?
What type of soil do you have?



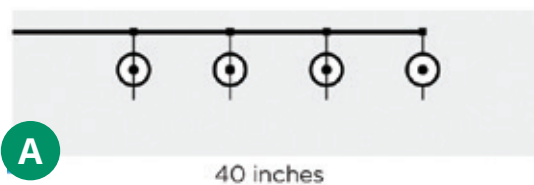
PLANNING AID

1 Tropf-Blumat will water a diameter of approx. 8-10 inches of soil.

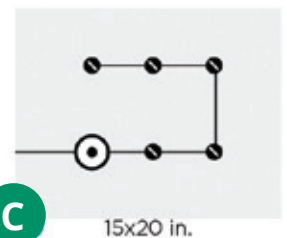
- A e.g. to water balcony flower boxes:**
40 in. in length: min. 4 Tropf-Blumat
30 in. in length: min. 3 Tropf-Blumat
20 in. in length: min. 2 Tropf-Blumat

- B e.g. to water tubs and planters:**
Up to 10 in. Ø: 1 Tropf-Blumat
10-16 in. Ø: 2 Tropf-Blumat
16-20 in. Ø: 3 Tropf-Blumat

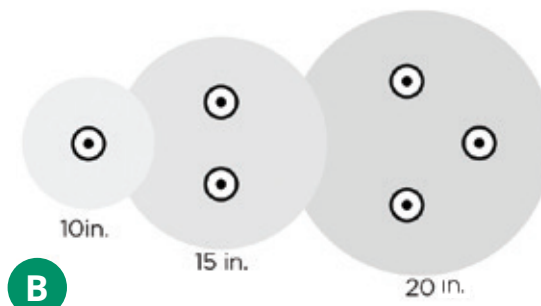
- C Distribution drippers can also be used in relatively large pots, containers or beds instead of additional Tropf-Blumat inserts. 1 Tropf-Blumat and 5 distribution drippers will water an area measuring 16 inches in width by 20 inches in length.**



A



C



B



BluSoak for Home Gardens

Using Blumat sensors to control the water flow in an irrigation tape or soaker hose sounds both simple and obvious. However, it has a few complicated design and installation challenges. We experimented with many different types of products for this purpose, but none worked well until we found the BluSoak irrigation tape. Other styles didn't work because they require a much higher pressure than what comes out of a Blumat. BluSoak only needs 1-2 PSI! A revolutionary permeable membrane ensures even watering. Lay BluSoak tape around your plants in any pattern. You can even bury it under soil or mulch! If someone steps on the tape, an inner conduit will keep the water flowing. Even dirty water won't clog it! In a side by side test with extruded poly drip tape, it saved 80% of water use, 75% of pump power use, and crops were 50% more productive.


- Can last for many years if kept away from direct sunlight
- Supplies slow, consistent water so soil always stays in the middle between too wet and too dry
- Lowers cost of pumps, filters, and supply lines while increasing yields and plant health



Connecting Blumat to BluSoak



BluSoak mingles with mulch and cover crop.



BluSoak in Spiral




Flexible enough to circle or zig-zag



Almost impossible to clog!



Works on very low pressure



"The greatest fine art of the future will be the making of a comfortable living from a small piece of land."

—Abraham Lincoln

Home Gardens

Growing a home garden ranks as one of life's true joys. With busy lifestyles and multiple distractions though, it's all too easy to forget an important watering schedule and see those special plants wilt instead of flourish. Timers can help but they don't easily adjust for periods of hotter weather or unexpected rain. They also rely on undependable batteries or utility power. Blumats take the guesswork out of watering and give you extra time for the more interesting and fun parts of being in your garden.

Home gardens increase sustainability and help improve mental health. Our BluKits and irrigation systems keep your plants healthy, save time and water, and – with little setup or maintenance – maintain even and consistent soil moisture levels – no matter what the weather does! We have decades of experience designing the simplest and most efficient systems to care for your favorite plants.



Great for supplying hard-to-reach plants!



Keeps small plants without deep roots safe from drying out



Outdoor hanging plants often represent the hardest to water and easiest to forget. Blumats keep them blooming all year



Use gravity to supply areas without easy water access



A grow tent garden thrives with only Blumats



Versatile and flexible for non-conventional gardens

"When tillage begins, other arts follow. The farmers therefore are the founders of human civilization."

—Daniel Webster (1782-1852)

Commercial Systems: Indoor and Mixed Light Facilities

Blumat first became known as a system for watering houseplants and—although we had first hand experience with how well they work in commercial settings—it took many years of demonstrating and explaining their commercial applications. Now, hundreds of large-scale Blumat systems make commercial grows more cost-effective, labor-saving, and successful. Salt-based systems typically save 50% of their nutrient costs while significantly cutting back on labor and increasing yields. In scientific, side-by-side tests with Living Soil grows, Blumat consistently increased yields by 20%+. The reduction of inputs (including labor) and increase in production make Blumat systems the obvious choice.



An easy setup for plants in pots.

EXPANDABLE



Large greenhouse beds



Small, mixed-use greenhouse



Easy to water dense canopies

VERSATILE

We have capillary mat systems for starts, seedlings, and clones; BluSoak systems for any-length or size of raised-bed systems; Blumat and/or drip systems for large greenhouse grows in pots.



From coco and salt....



To soil grows in greenhouses...



...to containers in the mountains.

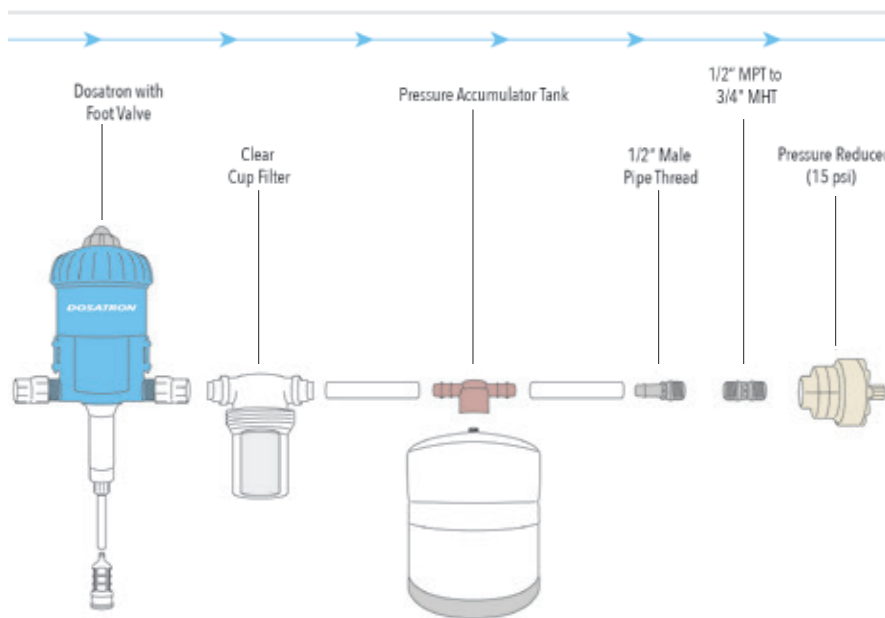
Commercial Systems: Farms and Fertigation



Blumat systems can connect directly to pressurized water systems, but, if nutrients need to automatically mix into the water, you'll need either a fertigation system or a reservoir to manually mix in the nutrients. With the manual reservoir system, the incoming pressure will be lost and you will need to re-pressurize the water. Our pressure pump system will do that.



Layflat Hose Irrigation is good for farms and larger scale outdoor grows. Layflat is normally the best way to bring water from the source to the field. It's flexible so it can easily go up and down over uneven ground, is easy to ship, and is much less expensive in both time and materials when adding fittings, valves, and air vents. We carry all the standard Layflat components and tools as well as the hard-to-find specialty parts.



DOSATRON AND AUTOMATIC FERTILIZING

Fertigation with Blumat poses more of a challenge because these systems require at least a 0.5 GPM flow rate. Blumats frequently only output drops per minute instead of gallons per minute. We solved this problem by using pressure tanks and a pressure-sensing pump.

BEFORE



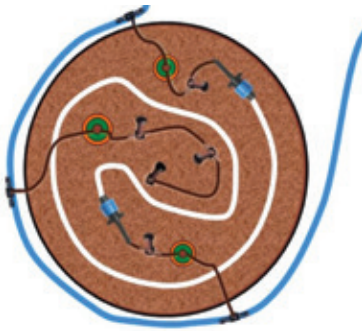

AFTER



Easily convert a drip system to an automated Blumat watering system by dropping your supply line pressure to (and maintaining it at) 15PSI



Living Soil



Instead of depending on fertilizers, various nutrients, and additives, Living Soil growers rely on beneficial microbes, fungi, and bacteria. Instead of focusing on the plants themselves, they focus on creating healthy soils to take care of the plants. Like fine wine from grapes grown in different soil types, many users report major gains in yield and quality, as well as increased pest and disease resistance. Because we're nurturing the soil rather than just a root ball, the irrigation needs are different. And since microbes go dormant both when the soil is too wet as well as too dry, the benefits of Blumat systems multiply. Mulches and cover crops also become more important with this growing style which also benefit from Blumat and BluSoak systems.



Keep cover crops healthy without overwatering.



Keep mulch moist and worm-friendly.



Microbes, bacteria, and fungi thrive with BluSoak!



Mushrooms love BluSoak!

Good cover crops also increase soil health while providing great mulching materials. Quality mulching is a key to successful Living Soil systems. If you run a line of BluSoak just under or in the middle of mulch, you prepare a gourmet meal for the worms who come up for dinner, aerate your soil, and give you the highest quality worm castings—one of the best fertilizers!

In living soil beds the roots will tend to grow around the BluSoak, further increasing the plants ability to absorb water. This is especially noticeable when the BluSoak is placed on the soil surface and a mulch layer is applied on top. A wonderful environment is created conducive to decomposition, microbial health and worm activity.

Mycorrhizae will also work in symbiosis with the BluSoak, extracting water as needed and facilitating the delivery of inputs to the plant.

"There is no need to plow, no need to apply fertilizer, no need to make compost, no need to use insecticide... there are few agricultural practices that are really necessary."

—Masanobu Fukuoka, 1913-2008

Other Growing Styles

Blumats work for almost every kind of growing style but the system design changes with the different types.

ORGANIC

Systems for organic growers are normally similar to the ones we use for Living Soil but need less water coverage because the main concern is keeping the root ball wet rather than all of the potting mix.

SYNTHETIC

Systems using synthetic, salt-based nutrients in cocoa and/or high peat planting mixes normally need less Blumat sensors and/or distribution drippers. Since the main concern is keeping the root ball wet rather than all of the potting mix (as Living Soil growers prefer), plants maintain optimum growth with less drip points. Blumats excel and quickly pay for themselves with salt-based fertilizers since you can reduce your nutrient use by at least 50% (because there is no run-out from the bottom of your pots.)

COCOA AND PEAT

Cocoa and peat have high capillary action that spreads the moisture laterally. In general, this means less carrots and/or distribution drippers are necessary.

GRODAN AND OTHER ROCKWOOL METHODS

Blumat can work with Rockwool but more care needs to be taken to keep the carrots from drying out. It's important to keep the original wrapping around the sides and it helps to use a plastic top. Capillary mat systems—either alone or with a carrot on the top—can also be a good way to use these.

NUTRIENT WELLS - MAKE YOUR OWN TIME-RELEASE FERTILIZER

In general, almost all synthetic nutrients are fine as long as you use PeKacid or Drip Clean. Organic nutrients (even thick ones like molasses) are fine in small dilutions but become a problem if too much is used. For dry fertilizers you can make a "Nutrient Well" which is just a hole filled with nutrients under the Blumat drip line. For thinner liquids, you can first fill the hole with vermiculite which acts like a sponge. This is basically making your own "time-release fertilizer."



FABRIC POT VOLUME	ECONOMY	MID-RANGE	INDOOR DELUXE	OUTDOOR DELUXE
5 Gal	IG16688	IG16689	IG16690	IG16690
10 Gal	IG16703	IG16704	IG16705	IG16705
15 Gal	IG16708	IG16709	IG16710	IG16710
30 Gal	IG16459	IG16282	IG16503	IG16337
50-75 Gal	IG16462	IG15946	IG16463	IG16507
100 Gal	IG16471	IG16470	IG15911	IG16508
150 Gal	IG16472	IG16473	IG16520	IG16474
200 Gal	IG16548	IG16549	IG16551	IG16567
300 Gal	IG16571	IG16572	IG16573	IG16576

RAISED BED SIZE	ECONOMY	MID-RANGE	INDOOR DELUXE	OUTDOOR DELUXE
3' x 6'	IG16229	IG16261		IG16297
4' x 4'	IG16123	IG16522	IG16523	IG16159
4' x 8'	IG16153	IG16501	IG16050	IG16555
8' x 8'	IG16293	IG16294		IG16295



Hemp Irrigation



HEMP AND DRIP IRRIGATION

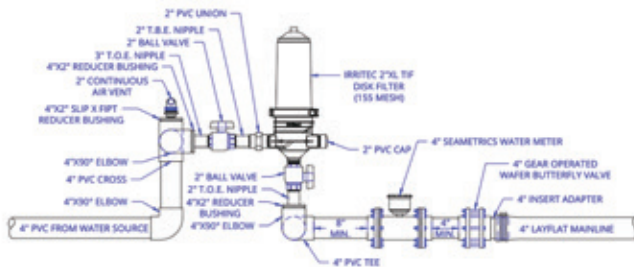
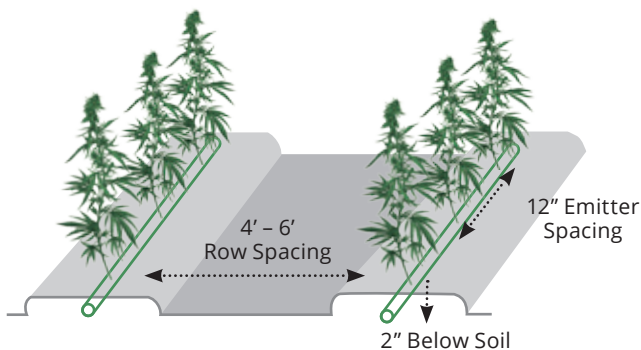
When you're setting up a new field, or expanding an existing one, irrigation becomes a primary concern. An efficient, cost-effective, and well-designed irrigation system can determine the difference between high-yielding success and heart-breaking failure.

Our design team has years of experience in building hemp field irrigation. In an industry that lacks the advantages of extensive federal R&D support, we can guide you toward the most up to date practices and configurations. We will walk you through all aspects of the irrigation system from pumps, to filters, to fittings and tape, through complicated and unique design questions.

Our longstanding relationships with the top manufacturers of irrigation equipment around the world help bring you the most appropriate and affordable systems available.

We will engineer the most appropriate system for your unique situation: pressure compensating drip tape, heavy wall supply tubing, or simple disposable tape. We can build for a trial run or a system that will last a decade.

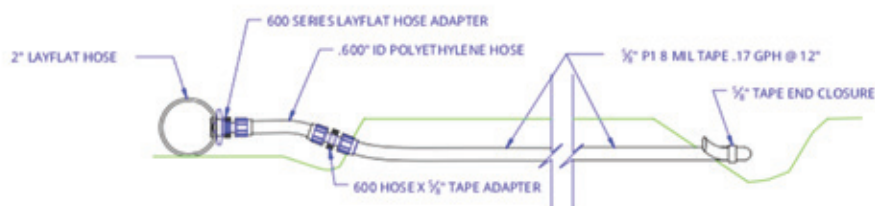
Our clients receive complimentary consulting services and an engineered design. Formed over the last forty years, we draw on a vast network of contacts in all aspects of propagation, production, and processing and we are happy to share.



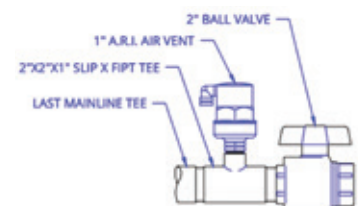
HEMP AND BLUMATS

An amazing way to water a boutique field, up to an acre. Blumat tech will offer a premium growing environment. Plants will show improved yield and quality through low water use, perfect soil moisture, and a healthy rhizosphere.

TAPE OUTLET DETAIL



SUBMAIN FLUSHOUT DETAIL




Propagation

The less soil in a pot, the more important and more frequent irrigation becomes. Plants in big pots can go long amounts of time without water, those in rockwool cubes or small containers can need water many times a day. Capillary mat systems represent one of the most effective, time and water saving solutions for seedlings, clones, and starts.

If you are germinating seeds in trays or rooting clones in cubes, capillary mats take the guesswork out of it. Our surface Blumat works just like the our traditional carrots, but instead of monitoring soil moisture, it monitors the moisture level of the mat. When it begins to dry out, the valve opens and rehydrates the mat. This maintains a static moisture level in the capillary mat that is available to wick up into the grow medium.

While most commonly used with smaller containers or rooting cubes, this technology can be effective in up to 5-gallon pots. Proven successful and popular in Europe for decades, they are only slowly becoming known in the USA. We carry the cap matting itself for do-it-yourself, cost saving growers as well as top-of-the line complete systems.



Our multi-layered capillary mat systems have a layer for the ground (no trays necessary), one with a thicker fabric that stops water transmission when no containers are pressing down, one with standard cap mat, and one perforated foil layer to prevent algae.




MOTHER STOCK

Mother plants – especially rooms full of them – might just be the best use of Blumat technology. Every strain, every phenotype, has its own moisture requirements. When you start taking cuts from them, they begin to vary even more. With a simple Blumat system in place every mom gets exactly what she needs. Give your propagation plants what they really want: consistent irrigation that is never too wet or too dry.

“Don’t judge each day by the harvest you reap but by the seeds that you plant.”

— Robert Louis Stevenson (1850-1894)



BlusOak drip tape feeding capillary mats.



A surface Blumat and capillary mat for irrigating a small number of starts.



A Colorado dispensary keeps clones happy with BlusOak, CapMat, and a surface Blumat.



Capillary mats are arranged on several shelves to automatically service these starts.



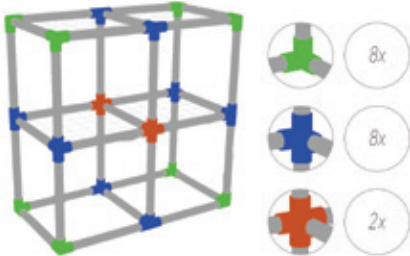
Several mother plants are irrigated by a capillary mat system and a surface Blumat with a gravity feed.

BUILDABLE PVC



Use our high quality furniture-grade PVC fittings to construct nearly any 3-dimensional squared frame you can imagine!

TRELLIS KITS



Our pre-configured trellis kits allow you to build single or double layers of trellising for your garden. Great for integrating with PVC raised beds like Grassroots!

MICROBES



Use our root-enhancing microbes, or our nutrient-cycling microbes to increase the metabolism and immunity of your plants, reduce pest pressure, and achieve better overall performance.

- Know the moisture level near plant roots
- Easy to add to a system
- Digital sensor tells you of over-watered soil
- Accurate, no guessing
- No dry roots

Grower Supplies



PUMP KITS

Our basic mounted pump kit includes everything you'll need to pressurize your Blumat watering system supply line. The pump is combined with a pressure accumulator tank to ensure your Blumat system has a constant supply of water. Our pressure reducer ensures the pressure does not exceed the maximum for Blumats.

The high-flow pump kit increases capacity for commercial settings. For larger systems, farms, and those requiring automated fertilizer dosing (fertigation), our Dosatron pump kit is the way to go. These kits encompass all the best aspects of the Blumat pump kits, and can readily integrate your nutrient program so that you don't need to worry about watering or nutrients!

DIGITAL MOISTURE METER


A super accurate way to know the moisture level near your roots. Often the moisture near the surface where you can feel is fine while the soil near the roots is dry as dust - or the reverse: dry at the surface and over-watered at the roots. Seasonal differences can cause these conditions to rapidly reverse. With this Blumat Digital Sensor, you won't have to guess! You'll know exactly if your plants need water or not.



"I bought another one of your moisture sensors, and will get more. I love using them. They have totally changed my watering habits. My home's water usage started going down as soon as I put the first one in, and our vegetable beds are doing so much better. I reduced winter watering by 90% relative to a year ago and I water about 25% more during the summer."

-Ken, 2/1/19

Grower Supplies



EASY DRIP

We started supplying drip irrigation systems in the 1970's and gradually upgraded almost entirely to using Blumats instead. For certain unique applications and low-budget, low-value crops however, we still supply drip systems. And since we're still grand-fathered into many great importing resources, our prices often stabilize at less than half of commonly found prices. You can use our supply line and fittings for Blumat, drip, and many other kinds of systems.



EASY SOAK

These systems are like our BluSoak versions but use a flow restrictor instead of a pressure reducer. If incoming pressure is less than 50 psi, you can connect them to a constant water supply and let them take care of your plants all season. They don't adjust or turn on and off like Blumat systems, but for inexpensive crops they're less expensive and easier to set up and maintain.



HIGH QUALITY POLY TUBING

Our polyethylene black tubing may be a little more expensive than the kind you'll find at a local hardware store but it's worth the price difference. Less expensive to ship because it rolls much smaller, it's also much harder to kink, lasts longer, and—since it's designed to work with Perma-Loc hose fittings, installing, changing, and repairing becomes a quick and easy job.



FILTRATION

Deciding on the best filtration for a multi-acre farm can get complicated with many factors to take into account: the required water flow, pressure, and the cleaning process. Less expensive options save money in the beginning but can get much more expensive as labor costs escalate. We evaluate the total situation, make a recommendation, and normally offer more economy as well as more convenient but more expensive options. We supply Reverse Osmosis, large and small particle, and sand filtration systems.



TOOLS

Beyond-conventional irrigation systems often require unusual and hard-to-find tools. And for conventional ones available from local hardware stores, we save you the trip and likelihood of getting the wrong ones.



AIR VENTS

We help you decide why, when, and where to install air vents, valves, and specialty fittings. Because our systems normally use so much less water than conventional options, these calculations differ from conventional rules of thumb.



PERMA-LOC

Once growers try these fittings, they never want to go back to the extra cost and time of using insert fittings and clamps, the near-impossibility of changing or reusing compression fittings, or need to glue permanently into PVC. Perma-Loc fittings easily and quickly tighten on and off.



WATER STORAGE

The shipping costs for large water tanks often become too expensive. We can often drop-ship these from many different locations; and, for large irrigation orders, we can often add them to a truckload. For smaller systems, our 5 gallon tanks with a float valve work well.



TAPE FITTINGS

These fittings make setting up, changing, and repairing irrigation tape fast and easy. They work with our BluSoak, Pressure Compensating tape, and most thin and thick wall tapes.



BLUMAT CLASSICS

Take a vacation and let your plants look after themselves. Blumat Plant Savers ensure a constant supply of water. They automatically supply just the right amount - never too much or not enough. Your plants will love it. They won't experience the drying out that stunts growth or the over-watering that squeezes the air out of the soil and keeps them from "breathing" properly.



MISTERS

Our all-metal misters will adorn your home and hydrate your plants better than a bland plastic spray bottle. This 10-ounce brass plated mister gently mists your rose bushes, succulents, air plants, and any other thirsty house plant with a simple press of the plunger. Once you've successfully hydrated your plants, place your mister in the open as a charming decoration. Surely it will receive its fair share of compliments.



BLUMAT BOTTLE ADAPTER

Cut the bottom off plastic bottle and fill for automatic watering. This adapter fits into almost any standard plastic bottle. To install, fill the bottle with water and push into the soil near a plant. The porous cone will slowly start to distribute water.

Houseplants

The most common reason houseplants die is from improper watering – either over or underwatering. Blumat makes some of the best products to keep your houseplants watered correctly, keeping them healthy and happy. Simple, efficient, and easy to install; your plants can take care of themselves while you are on vacation or otherwise busy with the rest of your life. If you have a Blumat-savvy garden store nearby, they may give free Blumat classics when you buy an expensive plant from them. It's a great marketing tool for them because the healthier your houseplants stay, the more likely you will be to buy more.



XL CLASSICS & BOTTLE ADAPTERS

For larger plants or tropical ones that like much more water, the Blumat Classics XL Bottle adapters provide the same ideal water supply as their smaller version giving about 50% more water. The Classics vary with height of water container and the Bottle adapters release about 10 ounces of water per 24 hours.



BONSAI BLUMATS

Bonsai need special attention. Blumats provide that but they are too long for most bonsai containers. This Bonsai Blumat solves the problem. It can save an immense amount of watering time because it automatically waters the bonsai without needing to submerge it. In dry areas, it helps bonsai survive extra dry days without needing additional attention.



GLASS BLUMAT WATERING GLOBE

This beautiful globe works flawlessly with the Blumat Bottle adapter! Impress your guests and show off your thriving plants with less worry about watering! The Blumat bottle adapters relieve your plant-parent anxieties while you're on vacation time. However, the aesthetic of a plastic bottle is less than appealing. These new hand-blown glass water reservoirs give you the best of both worlds- they both provide the slow-drip plants love as well as looking really good!

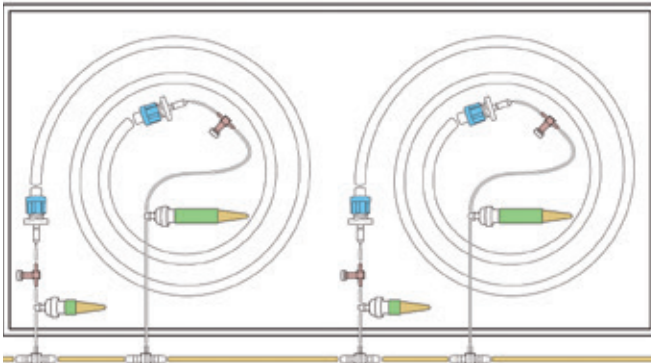
Custom Designs

Like many situations in life, our irrigation choices include complex factors—there always seems to be both an upside and a downside. One of the main upsides to Blumat systems is how versatile they are. You never have to “paint yourself in a corner” and can always easily make changes, even reconfigure the parts into a completely different kind of system. This versatility can be a downside because there are so many different possibilities and products.

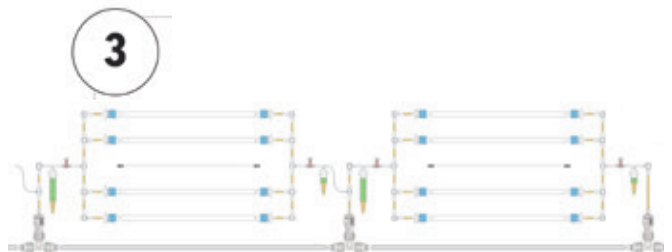
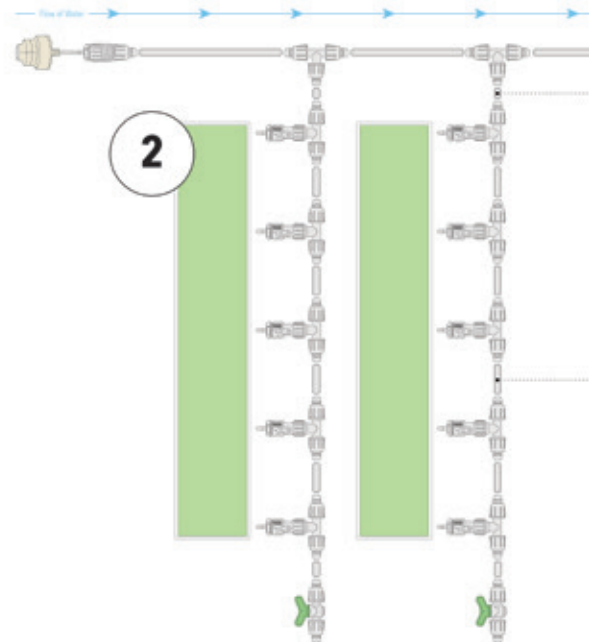
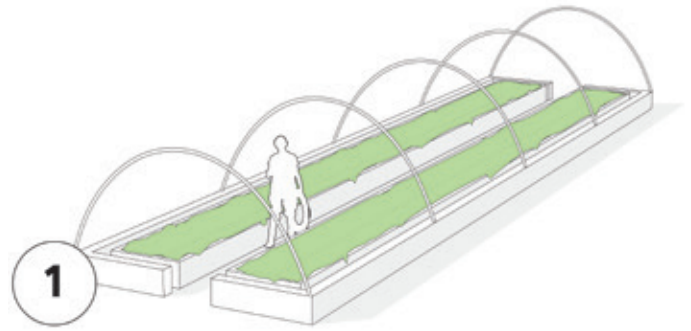
That’s where our design team can help with any size system, from 6 plants in a closet to a 6000 square foot canopy greenhouse to 600 acres of hemp. We answer the phone when you call, we listen to your unique concerns, and we design the best customized irrigation system for you.

All designs come with a complete, itemized parts list and a quoted price, along with design drawings. Blumat Watering Systems quotes and designs are always free.

4' X 8' KIT DELUXE DESIGN



From paper (above) to practical (below)!



This series of illustrations shows the layout of a raised-bed design. Figure 1 shows a hoop house, while figure 2 displays the irrigation header layout for the beds in the house. Figure 3 shows the detailed configurations of the Blumat-specific equipment in each bed.

“I started using Blumats 4 years ago and within a week saw visible results. It was amazing. My yields are triple what my friends have been getting and they’re all switching over. Plus, it saves so much time!”

-John, Hawaii 9/4/18



Call 303.998.1323 or go to
www.sustainablevillage.com
for a quote/design!

Quote Request Form

Not sure which Blumat configuration is best for your project? We have kits and general guidelines, but each garden has so many variables – growing style, soil type, environment, and budget. Answer these questions and we will send you a fully accurate quote, parts list, and a recommendation.















GARDENS

- Is your system indoor, outdoor, in a greenhouse, or on a farm?
- How many plants do you intend to irrigate?
- What size pots/beds?
- Will you source water from a gravity feed, a pressurized line, or a pump system?
- Do you need a reservoir and/or pump from us?
- Describe your water source. How far is it from your plants?
- What's the size of the area?
- How many rows of plants?
- Do you intend to use nutrients? Organic or synthetic? Are they completely water-soluble?
- Will you want to frequently move or disconnect plants or groups of plants?
- What is your budget level (economy, mid-level, deluxe)? Any other important information?
- Please include your name, number, e-mail, business name, and best time to call.

FARMS

- Will your system be indoor, in a greenhouse, or a backyard, or on a farm?
- Do you have raised beds? How many? What dimensions?
- Is your farm measured in acres? How many?
- Total area:
Number of rows:
Row spacing:
- Are you growing hemp? If so, for CBD, fiber, biomass, or seed?
- What type of soil or planting mix are you using?
- Will you be using nutrients/additives? Please explain in detail.
- Describe your water source (i.e. rain barrel, ditch, reservoir, utility, pump), and if you'd prefer to run water from a gravity feed or a pressurized system.
- How far is your water source from your plants?
- What is your budget level?
- Any other important information?
- Please include your name, number, e-mail, business name, and best time to call.

Product Overview

 <p>Tropf-Blumat</p> <p>"Carrots"-- include drip tube and T-piece</p>	 <p>Tropf-Blumat Maxi</p> <p>For large plants, or w/ 5" Carrot to monitor top and bottom of soil with</p>	 <p>Distribution Dripper</p> <p>to spread the moisture!</p>	 <p>Pressure Reducer</p> <p>A true pressure reducer, NOT a flow restrictor</p>	 <p>Tank Connector</p> <p>Bulkhead fittings for all sizes, with or without auto-stops</p>
 <p>Tape Fittings</p> <p>Drip Tape Fittings for any configuration</p>	 <p>8mm Super-Flex</p> <p>Silicone, highest-quality, super flexible supply line</p>	 <p>Shut-Off Valve</p> <p>Turn 8mm on or off, use as a flush valve</p>	 <p>Rare Fittings (3-12mm)</p> <p>Adapt any size irrigation line</p>	 <p>Quick Connects</p> <p>Conveniently disconnect plants, rows, beds, etc.</p>
 <p>Perma-Loc</p> <p>Best way to connect 1/2 and 3/4" supply line</p>	 <p>Grassroots Beds</p> <p>Unique beds and pots designed for living soil</p>	 <p>Microbes</p> <p>For plant immunity and enhanced growth</p>	 <p>PVC</p> <p>Trellis Kits for any size with or without beds irrigation kits</p>	 <p>Sun-Mar Toilets</p> <p>Ecological, sustainable, and the best fertilizer!</p>
 <p>Bucket Kit</p> <p>Pre-outfitted reservoir with bulkheads and water-level indicator</p>	 <p>Solar Pumps</p> <p>Move your water using only the Sun</p>	 <p>Pump Systems</p> <p>When gravity isn't enough</p>	 <p>Furniture-grade PVC Fittings</p> <p>Build your own trellis, supports, furniture, almost anything</p>	 <p>Dosatron</p> <p>Automatic Fertigation and Nutrient Dosing</p>
 <p>Blumat Classic</p> <p>Keep your houseplants happy when you're on vacation and away</p>	 <p>Raised Bed Kits</p> <p>Blumat Irrigation systems for all sized raised-beds</p>	 <p>Blumat Easy</p> <p>Use almost any plastic bottle to automate houseplant watering</p>	 <p>Pot Kits</p> <p>Economy, mid-range, and deluxe kits for almost all pot sizes</p>	 <p>Blumat Digital</p> <p>Take the guesswork out of dialing in the best moisture level</p>

"I've been using the Blumat drippers for almost 20 years now, and love them."

-Mark, 1/14/19

Sustainable Village
1001 Lee Hill Dr.
Boulder, CO 80302

Presorted Standard
U.S. Postage
PAID
Denver, CO
Permit No. 5377

